

CustomApp™

The Vizualogic™ CustomApp™ program is a proven system allowing you to virtually fit any vehicle with Vizualogic Rear Seat Entertainment. All Vizualogic™ CustomApp™ orders ship with-in 48 hours. Complete the steps below and fax your order directly to the Vizualogic™ customer service department for immediate processing. The customer service fax number is 951.272.1584. Your signature acknowledges that the information you provided is correct and product being ordered is custom built and cannot be returned for any reason. Orders cannot be processed without signature.

Company Name _____

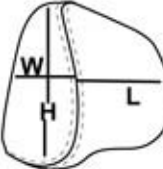








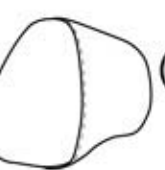
Phone _____

Contact _____

Signature

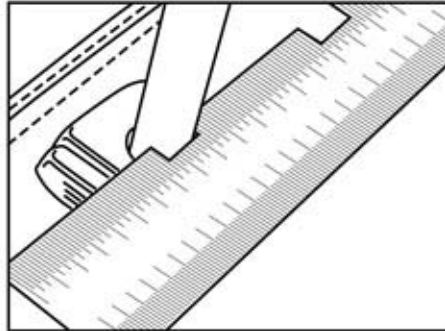
Step 1.

Choose the headrest size that best matches your stock headrest and circle the letter A, B, C D, or E next to the photo.

	A7 (7 inch) H 8.25 in. W 5.0 in. L 11.0 in.		B7 (7 inch) H 9.5 in. W 5.5 in. L 10.5 in.		C7 (7 inch) H 8.0 in. W 5.5 in. L 11.5 in.		D7 (7 inch) H 9.5 in. W 5.5 in. L 10.75 in.		E7 (7 inch) H 7.25 in. W 5.75 in. L 10.25 in.
	A9 (9 inch) H 8.0 in. W 4.75 in. L 11.75 in.		B9 (9 inch) H 8.5 in. W 5.5 in. L 11.5 in.		C9 (9 inch) H 8.75 in. W 5.5 in. L 11.5 in.		D9 (9 inch) H 8.0 in. W 5.0 in. L 11.25 in.		E9 (9 inch) H 8.0 in. W 5.0 in. L 11.0 in.

Step 2.


Measure the diameter of the headrest leg using the notches on the supplied ruler. Measure as close to the bottom of the headrest as demonstrated in the photo. Write the millimeter measurement in the box. Measurement will be 10, 12, 12.7 or 14 millimeters.



mm

Step 3.

Measure the spread distance between the headrest legs in millimeters. Measurements must be taken from center to center on the legs as close to the bottom of the stock headrest.



mm

Step 4.

From the supplied material ring, choose the interior color that best matches the stock interior. Color codes are located on the back of the material Sample. Write the code in the box.

Color Code

Step 5.

Choose one of three monitor models 7" 1150, 7" 1250 or 9" 1290. Write the model number in the box and circle option single or dual DVD. 9" 1290 Only Comes in Dual DVD.

Monitor Model

SINGLE

DUAL

Step 6.

Standard TMI shipping program applies. All orders will be shipped standard ground if none of the options below are chosen. For upgraded shipping, circle one option below. Shipping cost will be charged at the time of invoicing.

Next Day

2nd Day

3Day